

FINAL REPORT – CORPORATE AUDITS

For July – September 2019, a total of 432 hand hygiene observations were submitted for analysis and hand hygiene compliance was 98%.

For the analysis of corporate audits, the following definition of hand hygiene was used:

- Compliant:
 - 1) Person was not observed with artificial nails/nail polish or jewellery not approved
- Non-compliant:
 - 1) Person was observed with artificial nails/nail polish not allowed, and/or
 - 2) Person was observed with jewellery not allowed

Table 1: Regional hand hygiene compliance rates, Corporate Areas, January – September, 2019

Measurement	January	February	March	April	May	June	July	August	September
Number of observations submitted	356	177	175	151	138	159	149	138	145
Compliance at the region level	97%	97%	98%	98%	97%	98%	98%	98%	99%
Noncompliance at the region level	3%	3%	2%	2%	3%	2%	2%	2%	1%
Percentage of observations in which the healthcare worker wore jewellery	4%	2%	1%	1%	2%	2%	1%	2%	1%
Percentage of observations in which the healthcare worker had artificial nails/nail polish	1%	1%	1%	1%	1%	0%	1%	1%	1%

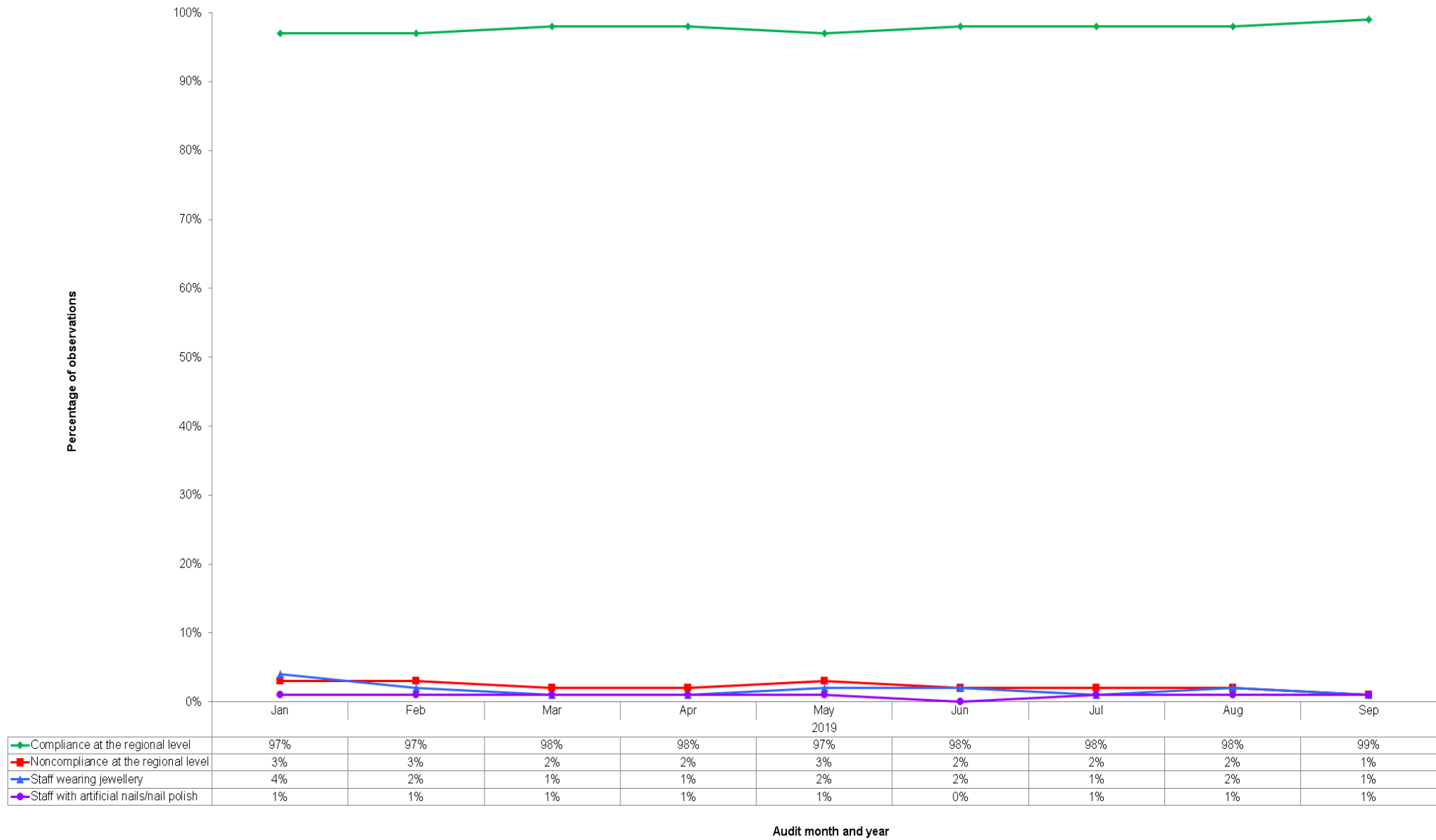


Figure 1: Hand hygiene compliance rates, Corporate Areas, January – September, 2019

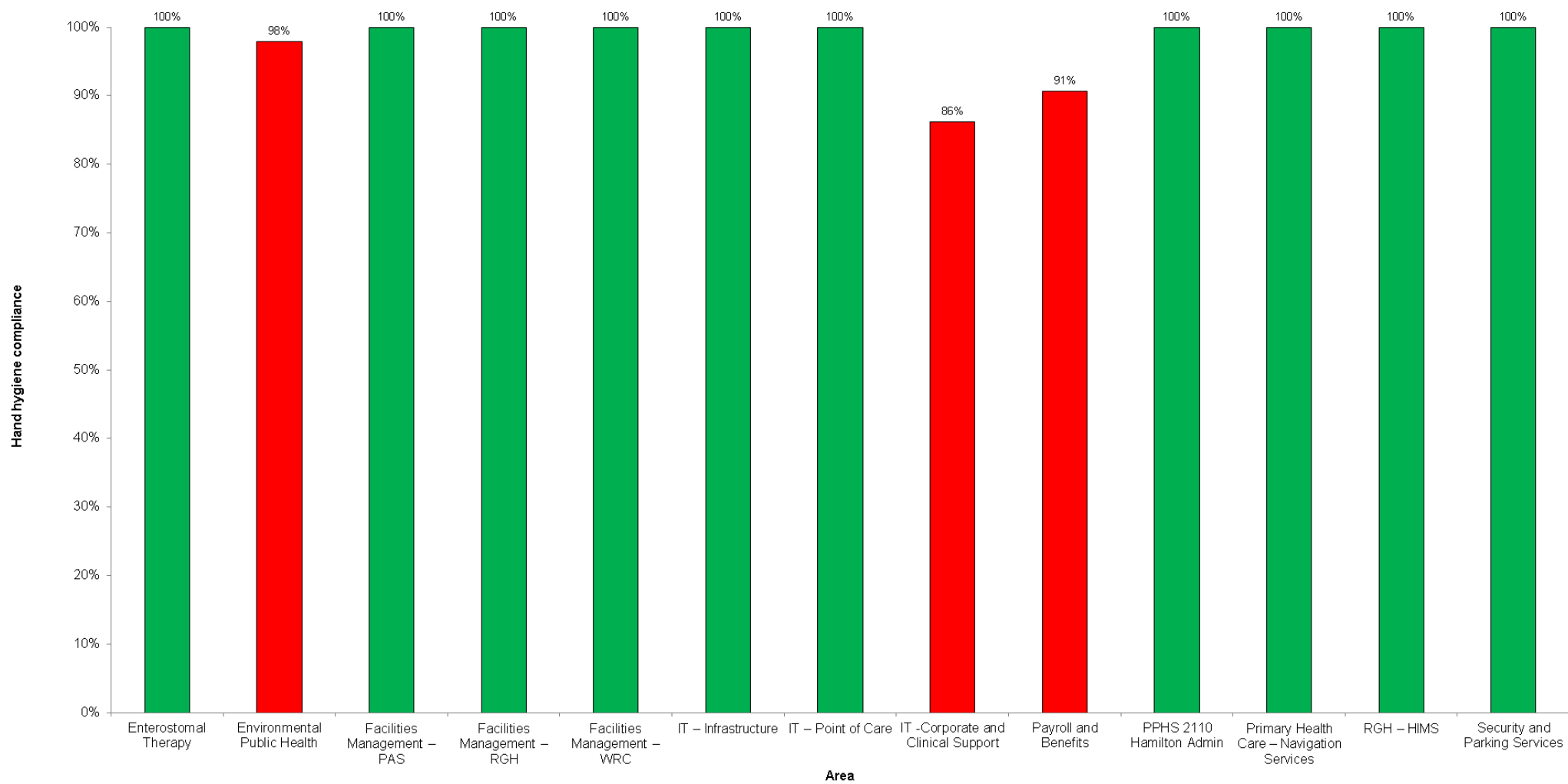


Figure 2: Hand hygiene compliance rates, Corporate Areas, January – September, 2019

FINAL REPORT – SELF AUDITS

For July – September 2019, a total of 2,342 hand hygiene observations were submitted for analysis and hand hygiene compliance was 98%.

For the analysis of self-audits, the following definition of hand hygiene was used:

- Complaint:
 - 1) Hand gel or soap/water
- Non-compliant:
 - 1) Gloves only,
 - 2) Missed hand hygiene opportunity,
 - 3) Jewellery, and/or
 - 4) Artificial nails/nail polish

Table 2: Regional hand hygiene compliance rates, Self-Audits, January – September, 2019

Measurement	January	February	March	April	May	June	July	August	September
Number of observations submitted	914	866	823	879	879	825	793	754	795
Compliance at the region level	97%	98%	97%	98%	98%	98%	99%	98%	97%
Noncompliance at the region level	3%	2%	3%	2%	2%	2%	1%	2%	3%
Percentage of observations in which the healthcare worker wore jewellery	1%	1%	1%	1%	1%	1%	1%	1%	1%
Percentage of observations in which the healthcare worker had artificial nails/nail polish	1%	1%	1%	1%	1%	1%	1%	1%	1%
Percentage of observations in which the healthcare worker did not conduct hand hygiene at all	1%	1%	2%	1%	2%	1%	1%	1%	2%

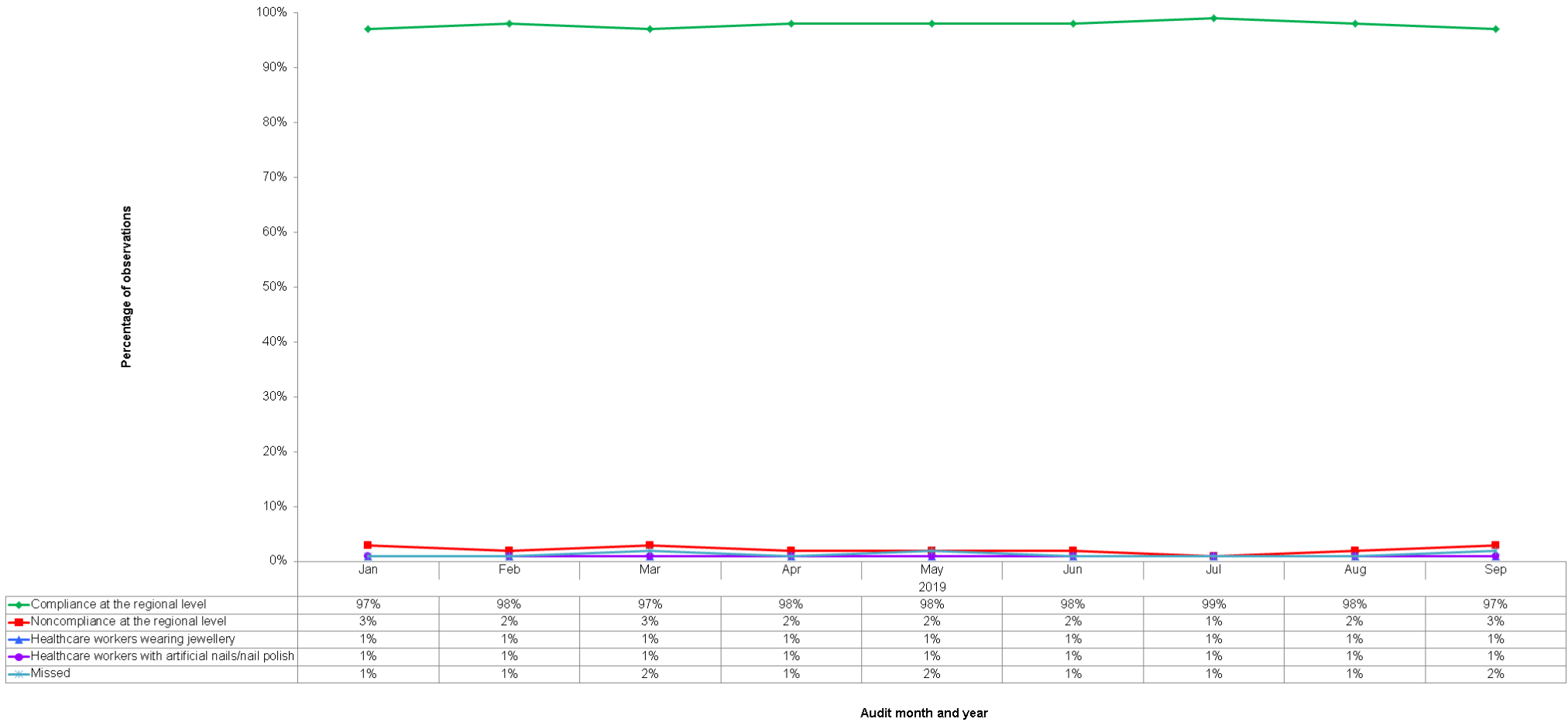


Figure 3: Hand hygiene compliance rates, Self-Audits, January – September, 2019

Table 3: Hand hygiene compliance rates, Self-Audit areas, January – September, 2019

Area	HH Compliance
Acquired Brain Injury Outreach Team	99%
Central Primary Health Care Network	100%
Communicable Disease and Sexual Health	100%
East Primary Healthcare Network	100%
EMS Indian Head	100%
EMS Regina	99%
EMS Whitewood	100%
Home Care – Palliative	100%
Home Care – Pediatric	98%
Maternity Visiting Program	100%
Mental Health and Addictions – Child and Youth Services	88%
Mental Health Clinic (2110 Hamilton)	0%
North Primary Health Care Network	97%
PH – Ambulatory Care	100%
PH – Dermatology	100%
PH – Environmental Services	99%
PH – Nutrition and Food Services	93%
PH – Pharmacy	99%
PH – SWADD	90%
PH – Unit Support Department	100%
Prairie East Primary Health Care Network	98%
Primary Health Care – Navigation Services	100%
RGH – Ambulatory Care	90%
RGH – Fetal Assessment	100%
RGH – MEDEC and Foot Health	100%
RGH – Mother Baby	100%
RGH – Pharmacy	100%
RGH – SWADD	68%
RGH – Unit Support Department	100%
RGH – Nutrition and Food Services	100%
RPV – Nutrition and Food Services	100%
Secure Youth Detox	80%
SEICC – Environmental Services	100%
South Primary Health Care Network	100%
Southeast Primary Health Care Network	100%
Specialty Immunization/Travel Health Clinic	100%
TV and Grenfell PHC	99%
WRC – Environmental Services	98%
WRC – Nutrition and Food Services	98%

FINAL REPORT – PATIENT CARE AUDITS

For July – September 2019, a total of 8,262 hand hygiene observations were submitted for analysis and hand hygiene compliance was 86%.

For the analysis of patient care audits, the following definition of hand hygiene was used:

- Compliant:
 - 1) Hand gel or wash, AND
 - 2) A required time component of ≥ 15 seconds
- Noncompliant:
 - 1) Gloves only,
 - 2) Missed hand hygiene opportunity,
 - 3) Hand gel or wash with a time component of < 15 seconds,
 - 4) Jewellery, and/or
 - 5) Artificial nails/nail polish

Table 4: Regional hand hygiene audit results, Patient Care Audits, January – September, 2019

Measurement	January	February	March	April	May	June	July	August	September
Number of observations submitted	2879	2811	2942	2995	2738	2823	2827	2697	2738
Compliance at the region level	86%	88%	88%	88%	88%	86%	87%	86%	86%
Noncompliance at the region level	14%	12%	12%	12%	12%	14%	13%	14%	14%
Percentage of observations in which the healthcare worker wore jewellery	1%	1%	1%	1%	1%	1%	1%	1%	1%
Percentage of observations in which the healthcare worker had artificial nails/nail polish	1%	1%	1%	1%	1%	1%	1%	1%	1%
Percentage of observations in which the healthcare worker did not conduct hand hygiene at all	14%	12%	12%	12%	11%	13%	13%	14%	14%

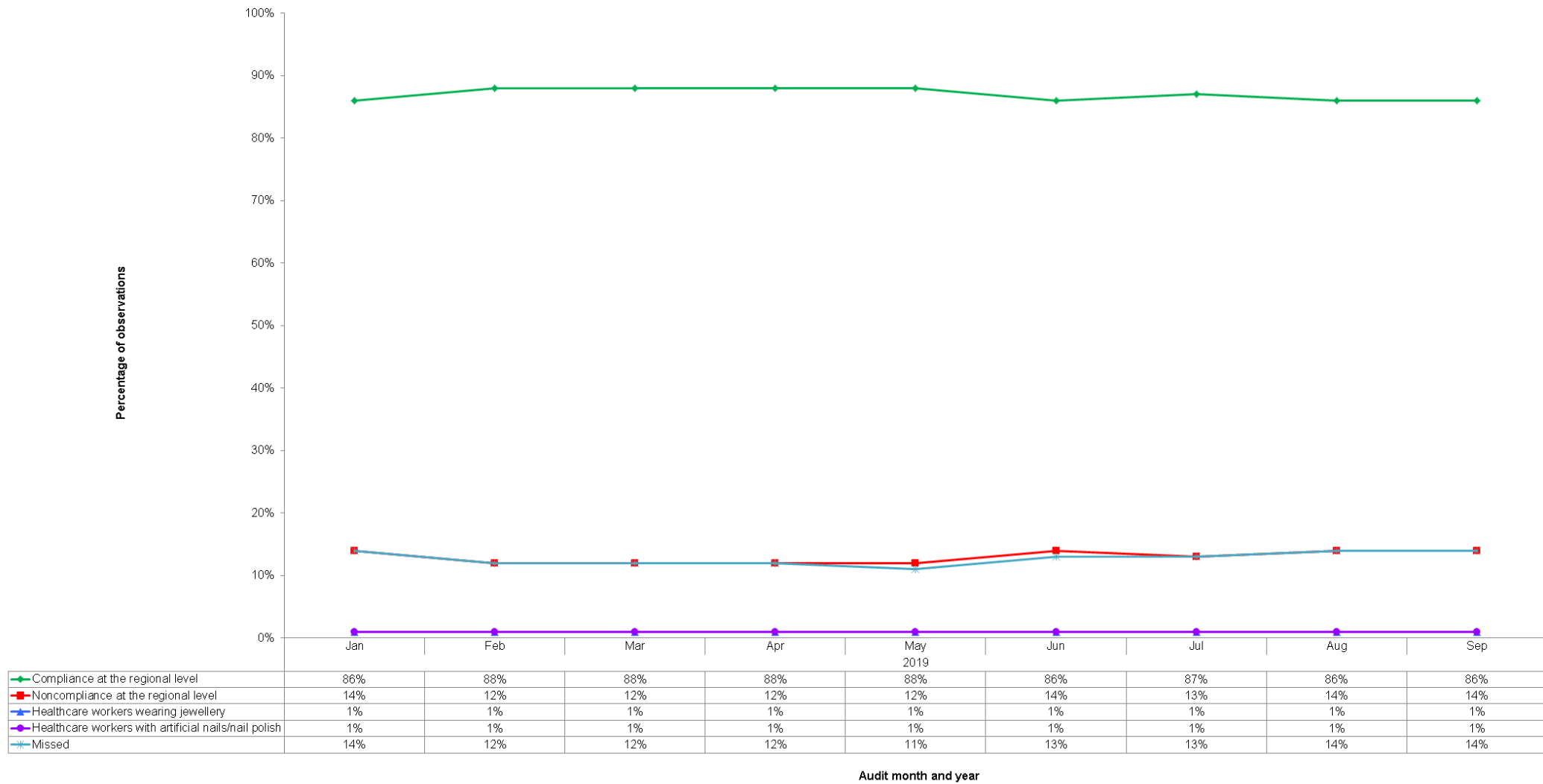


Figure 4: Hand hygiene compliance rates, Patient Care Areas, January – September, 2019

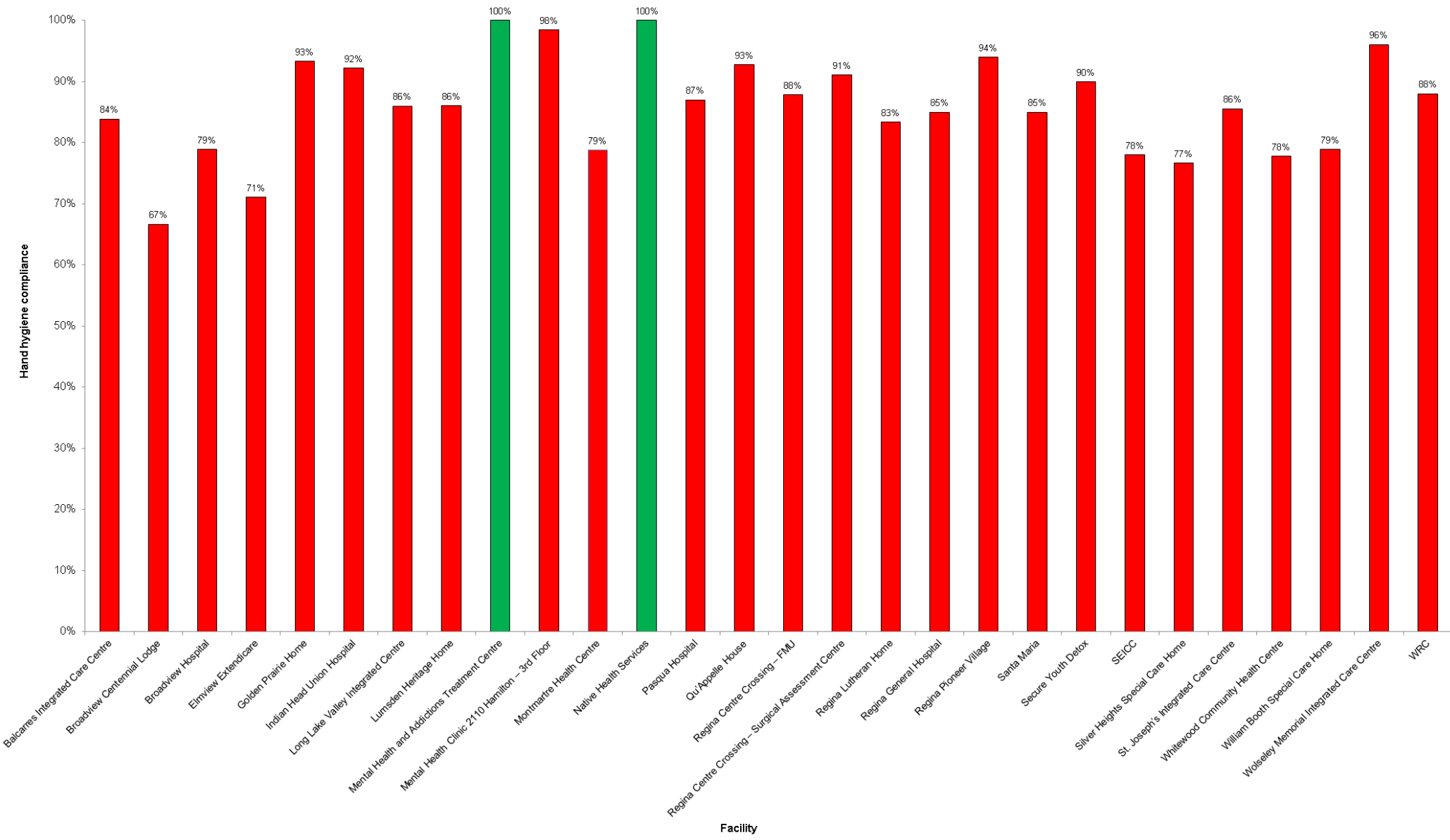


Figure 5: Hand hygiene compliance, by facility, Patient Care Areas, July – September, 2019

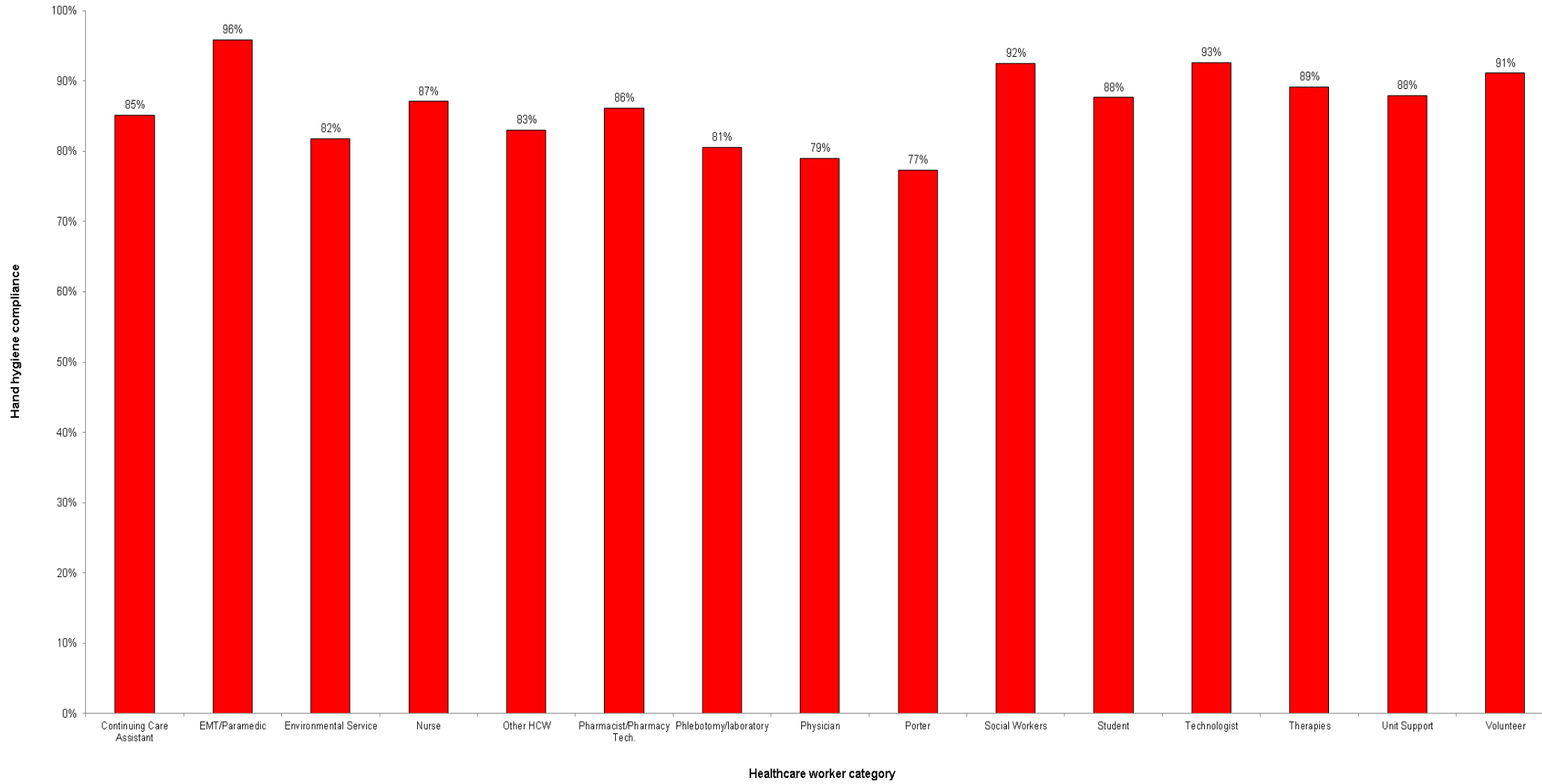


Figure 6: Hand hygiene compliance, by Healthcare Worker, Patient Care Areas, July – September, 2019

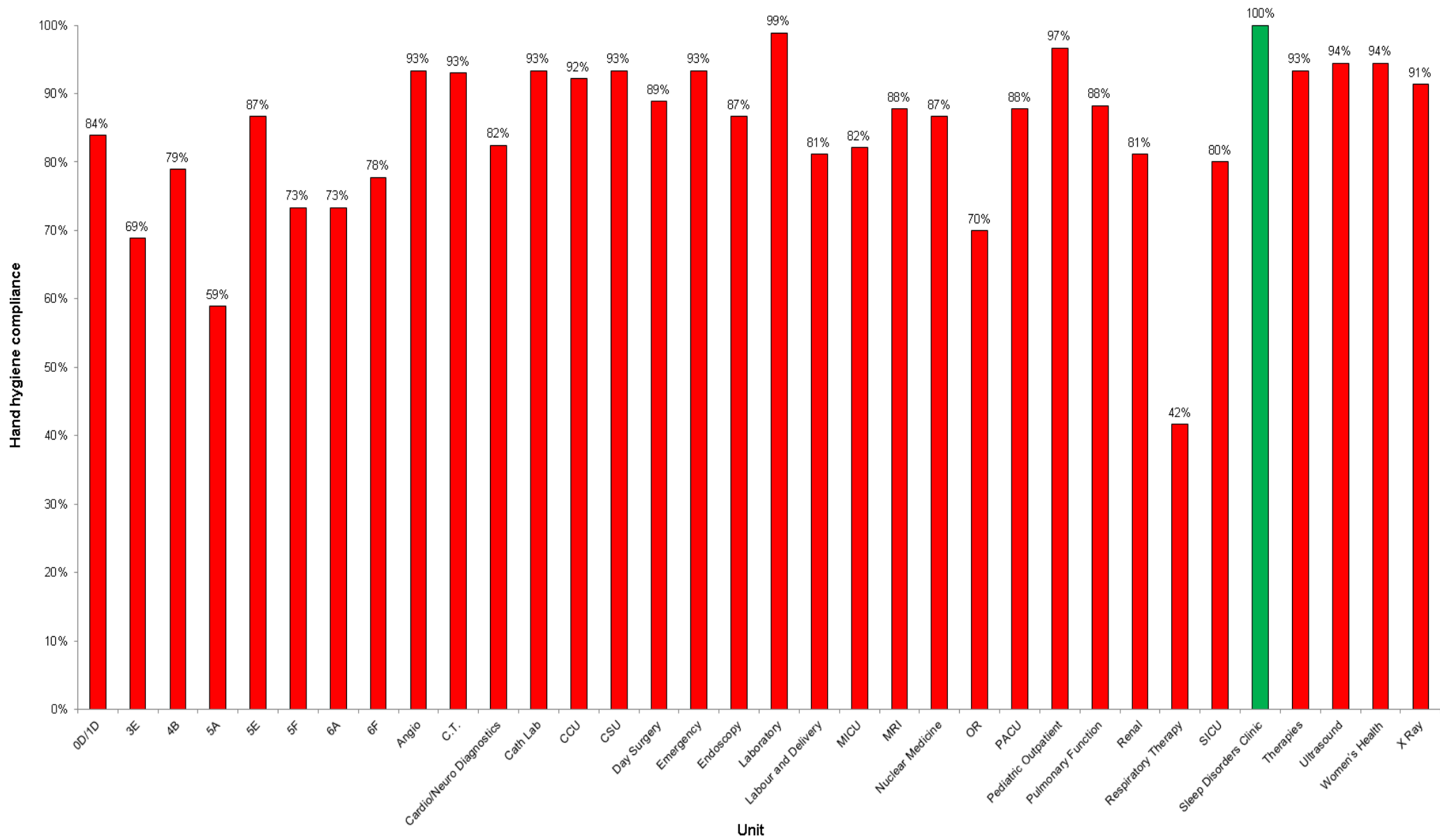


Figure 7: Hand hygiene compliance, Regina General Hospital, Patient Care Areas, July – September, 2019

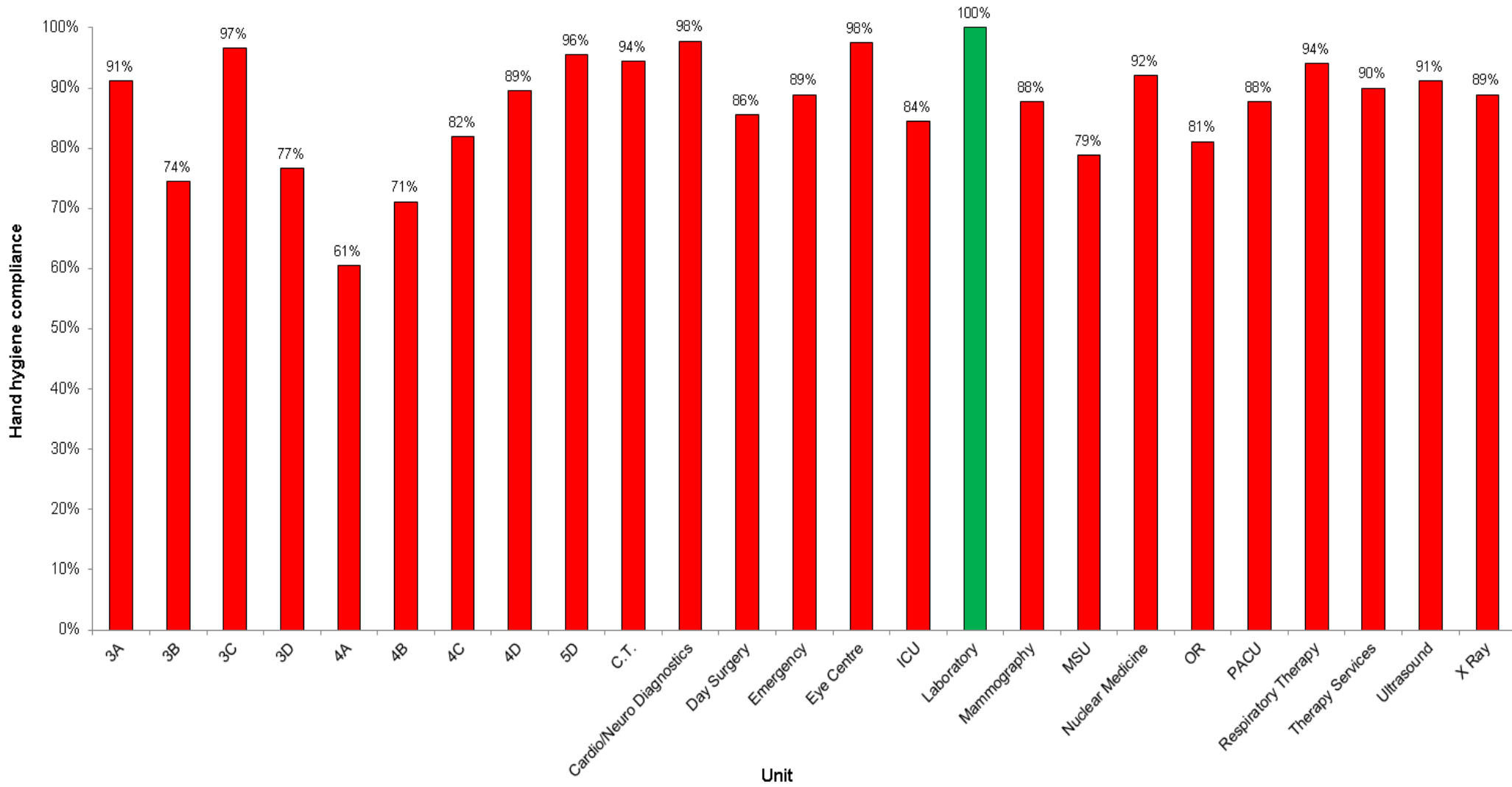


Figure 8: Hand hygiene compliance, Pasqua Hospital, Patient Care Areas, July – September, 2019

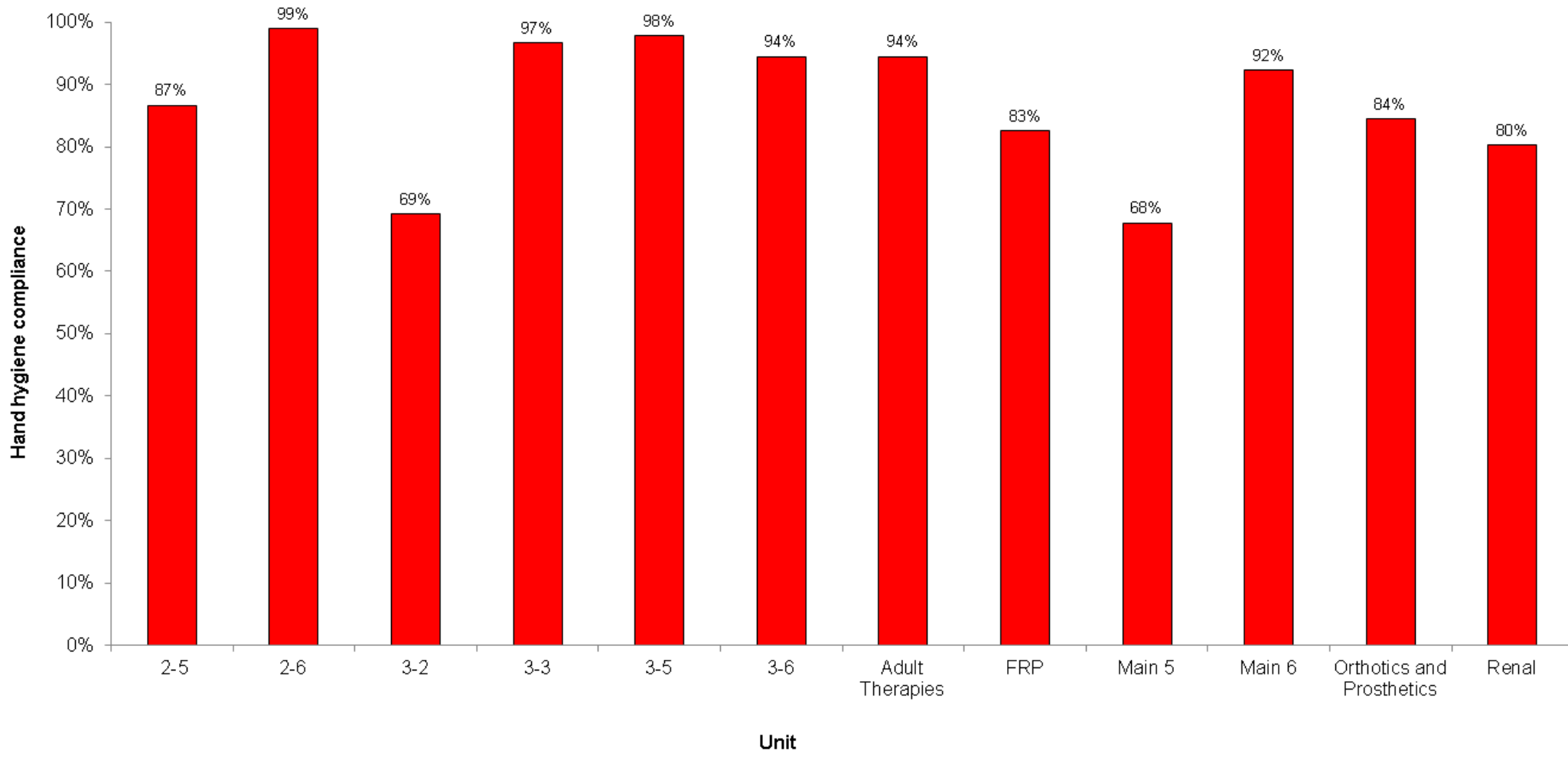


Figure 9: Hand hygiene compliance, Wascana Rehabilitation Centre, Patient Care Areas, July - September, 2019

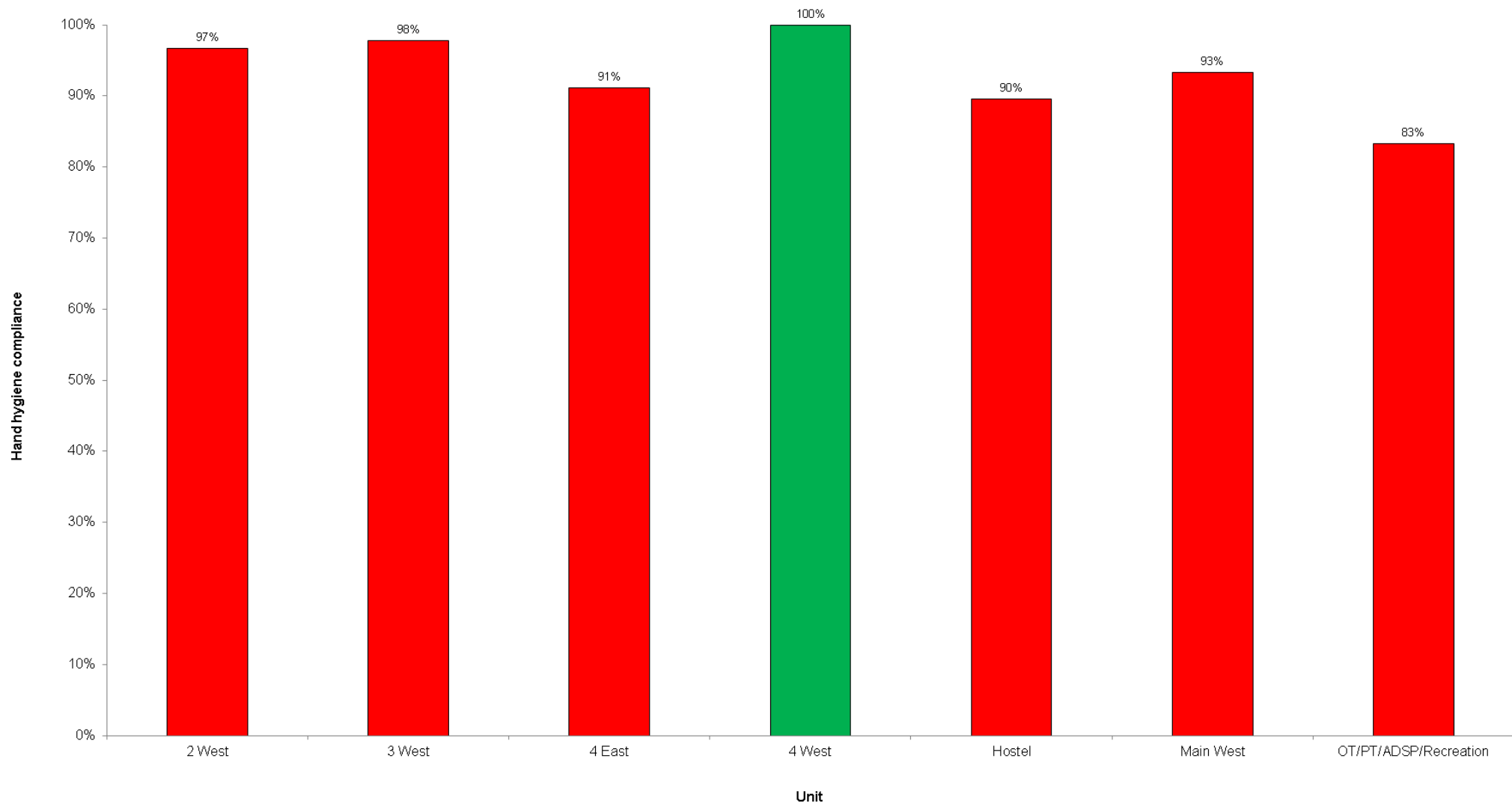


Figure 10: Hand hygiene compliance, Regina Pioneer Village, Patient Care Areas, July – September, 2019